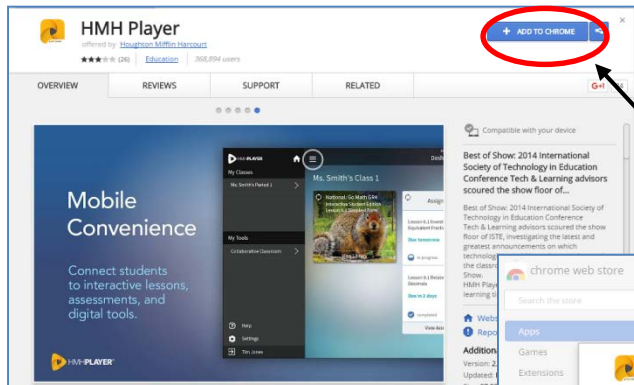


Welcome, Students and Parents to HMH Player

HMH Player is a tool you can use as part of the Go Math! program. In order to access the HMH Player on a Windows or Macintosh System, you need to install the HMH Player App using the Google Chrome Browser.

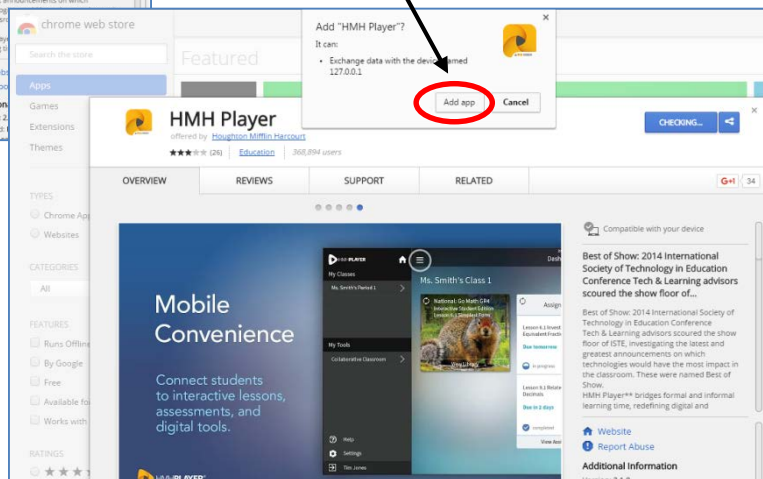
Installing HMH Player App



Using the Chrome Browser, search **HMH Player Chrome Web Store.**

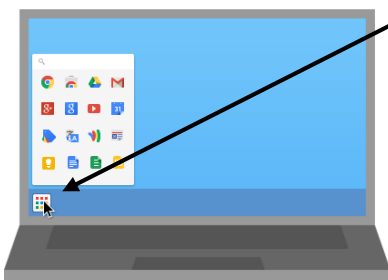
Click **Add to Chrome.**

Click **Add App**



HMH Player has been added to the new Chrome App Launcher

The Chrome App Launcher allows you to launch your favorite apps right from the desktop.



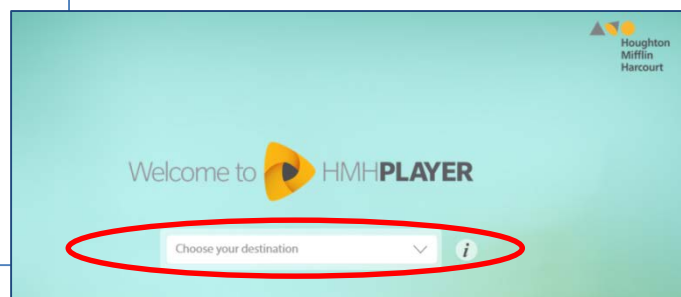
Have questions? You can find more information in the Chrome help center.

Your screen will change to let you know the HMH Player has been added to the Chrome App Launcher.

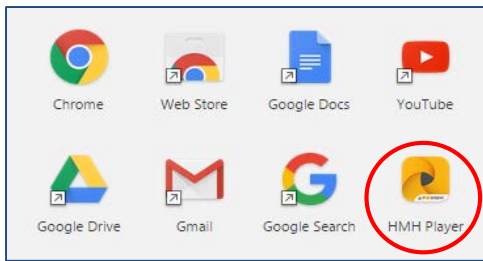
Click on the **Chrome App Launcher.**




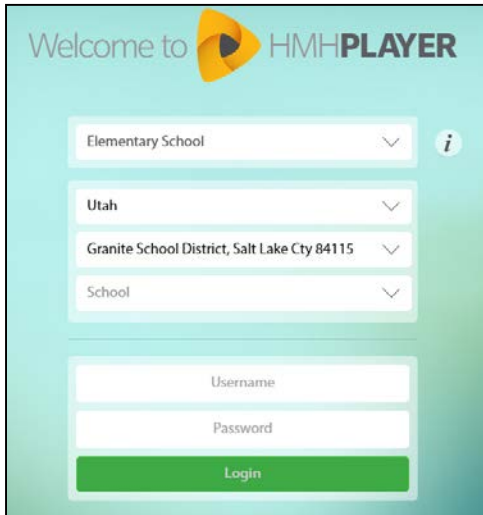
In the **Choose a Destination** drop-down box select Elementary School. You will then see additional drop-down boxes to select your state, district and your school.



Log into HMH Player



- Click on the **Chrome App Launcher**. 
- Click on **HMH Player** icon. The system opens HMH Player to the **Login** screen.



- Use the drop-down boxes to select Elementary School, Utah, Granite School District, and your school.
- Enter your student's Go Math Username and Password assigned by the teacher.

Username _____

Password _____

- Click **Login**.

Navigating the Dashboard

Once you are in the system, you can access the Interactive Student Edition, complete assignments, and view Test Reports.

A screenshot of the HMH Player dashboard for the user "Rigdon 2015-2016". The dashboard is divided into three main sections: "Assignments", "Reports", and a "View Library" button.

- Logout access:** An arrow points to a hamburger menu icon in the top left corner, which is circled in red.
- Interactive Student Edition (ISE) Access:** An arrow points to the "View Library" button, which is circled in red.
- View Reports:** An arrow points to a "View Reports" button in the Reports section, which is circled in red.
- View Assignments:** An arrow points to a "View Assignments" button at the bottom of the Assignments section, which is circled in red.

 The Assignments section lists "Mrs. Rigdon's February Challenge" (due in 5 days) and "Curious George" (due in 29 days). The Reports section shows a "Recent Report" for "ISE Student View: Lesson..." with a 100% completion rate.